



Shikshan Prasarak Mandal, Kamptee's

Seth Kesarimal Porwal College of Arts & Science & Commerce, Kamptee – 441 001

Affiliated to RTM Nagpur University, Nagpur, Maharashtra

NAAC Accredited with 'B⁺⁺' Grade

Website: www.porwalcollege.in

E-mail : iqac.skpc@gmail.com; principal @skpckamptee.org

Internal Quality Assurance Cell (IQAC)

Dr. V. N. Chavan
Principal

Dr. R.A.Tiwari
Co-ordinator

Date :

Session 2023 – 2024

Criterion 1–Curricular Aspects

1.4 Feedback System

1.4.1. Institution obtains feedback on the syllabus and its transaction at the institution from the following stakeholders, Students, Teachers, Employers and Alumni.

Index

- 1. Analysis of Student Feedback Form 2023 – 2024**
- 2. Analysis of Teacher Feedback Form 2023 – 2024**
- 3. Analysis of Parents Feedback Form 2023 – 2024**
- 4. Analysis of Alumni Feedback Form 2023 – 2024**

IQAC Coordinator
Co-ordinator
IQAC
Seth Kesarimal Porwal College
of Arts & Science & Commerce
Kamptee



Principal
S.K. Porwal College
Kamptee



Shikshan Prasarak Mandal, Kamptee's

Seth Kesarimal Porwal College of Arts & Science & Commerce, Kamptee – 441 001

Affiliated to RTM Nagpur University, Nagpur, Maharashtra

NAAC Accredited with 'B++' Grade

Website: www.skpckamptee.org

E-mail : iqac.skpc@gmail.com; principal@skpckamptee.org

Internal Quality Assurance Cell (IQAC)

Dr. V. N. Chavan
Principal

Dr. R. A. Tiwari
Coordinator

Date: 07/08/2024

Feedback Analysis 2023 – 2024

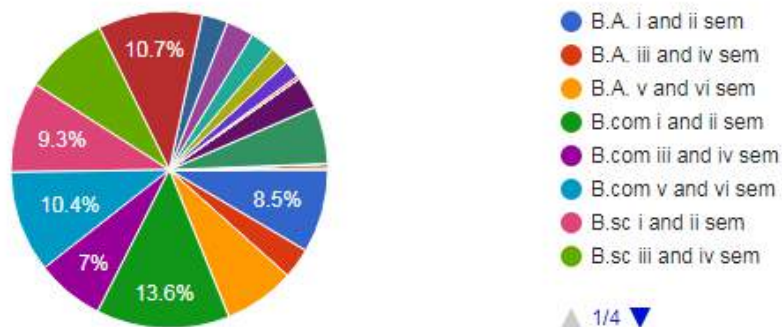
Analysis of Student Feedback Form 2023 – 2024

The feedback of students for the session 2023-24 was taken by the feedback committee. For this purpose an open ended questionnaire was prepared. The feedback contained twenty three statements which students had to respond to. Total six hundred and forty seven respondents have responded to this questionnaire. The detailed analysis of this questionnaire is as under

The first three points were Email, name and contact number. The next question was about the class in which students study. Students have to select the correct option from the drop down list. The response is shown in the following pie diagram.

Class

647 responses



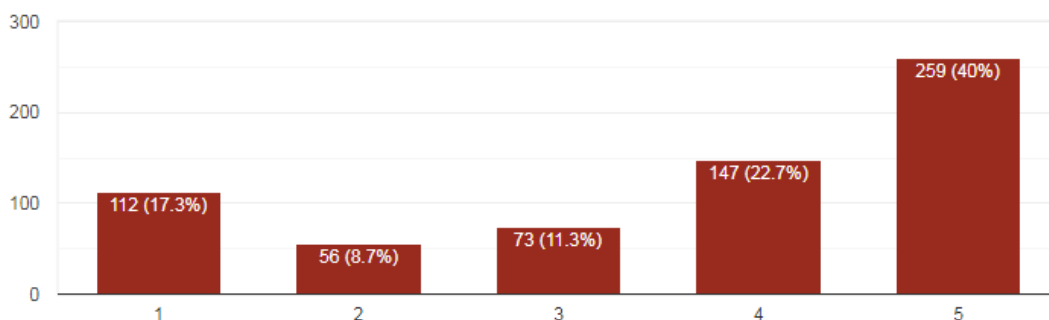
It is visible that 10.7 % of the students from B.Sc. V and VI semester, 8.7 % students from B.Sc. III and IV semester, 9.3 % students from B.Sc. I and II semester has been given the feedback. 10.4 % of the students from B.Com. V and VI semester, 7 % students from B.Com. III and IV semester, 13.6 % students from B.Com. I and II semester has been given the feedback. 7.3 % of the students

from B.A. V and VI semester, 3.1 % students from B.A. III and IV semester, 8.5 % students from B.A. I and II semester has been given the feedback. 16 students from B.Sc.(IT) V and VI semester, 18 students from B.Sc. (IT) III and IV semester, 17 students from B.Sc. (IT) I and II semester has been given the feedback. 21 students from M.Com. I and II semester, 38 students from M.Com. III and IV semester has been given the feedback. 13 students from M.A. (Sociology) I and II semester, 11 students from M.A. (Sociology) III and IV semester has been given the feedback.

The next statement was the name of the teacher. All the permanent teachers, AD hoc as well as contributory teacher’s feedback are duly received. The next statement in which students have to respond to on likert scale is feedback “The teacher covers the entire syllabus”. The response above statement is as under

The teacher covers the entire syllabus

647 responses

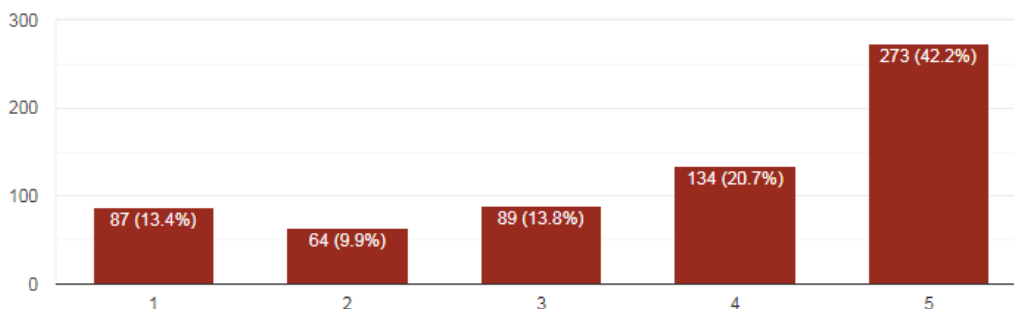


It is clear that 17.3 % respondents strongly disagree with the statement while 40 % strongly agree with the statement. 11.3 % of respondents have a neutral opinion over it.

The next statement which respondents have to respond to five point likert scale is about syllabus knowledge and the communication. The following graph shows the response of the said statement.

The teacher has deep knowledge of syllabus and commuincates it clearly

647 responses



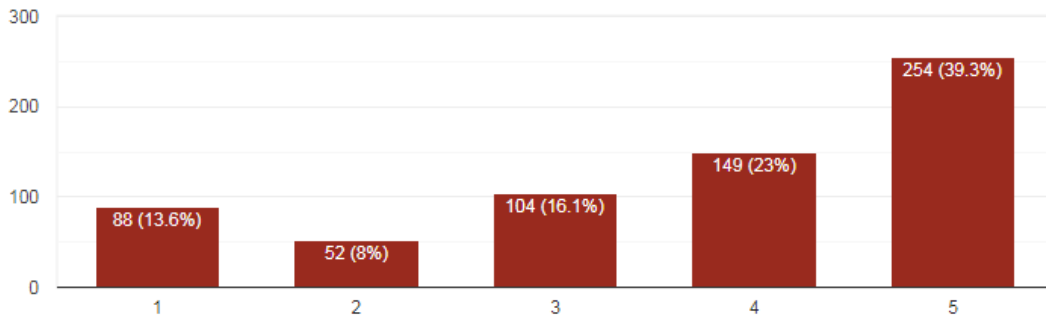
Eighty seven students are strongly disagreed with the statement. While 20.7 % agreed with the statement, 42.2 % respondents strongly agreed with the statement. 13.8 % of respondents have a

neutral opinion over it.

The next statement is about whether the teacher while teaching encourages students. The response to this is shown in following graph

Teachers inspires me while teaching

647 responses

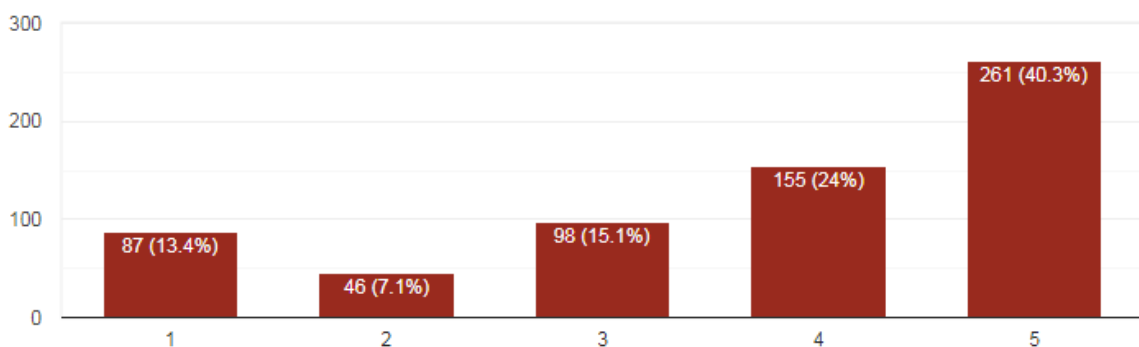


It is clear that eighty eight respondents strongly disagreed with the statement. While 23 % responses agreed with the statement. 39.3 % respondents strongly agreed with the statement. 16.1 % of respondents have a neutral opinion over it.

The next statement was “Teacher is punctual to the class and completes the course”. Response received is as under

Teacher is punctual to the class and completes the course

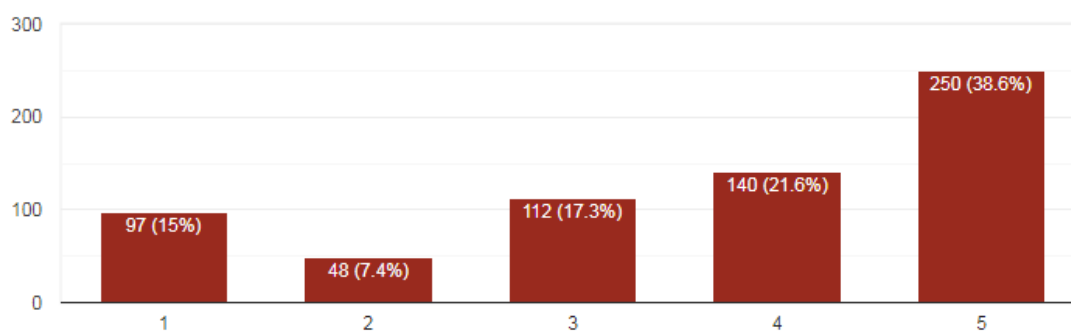
647 responses



Eighty seven students strongly disagree with the statement. While one hundred and fifty five students agree with the statement, two hundred and sixty one respondents strongly agreed with the statement. 15.1 % of respondents have a neutral opinion over it.

The teacher provides guidance/counseling in academic and non-academic matters in/out side the class

647 responses

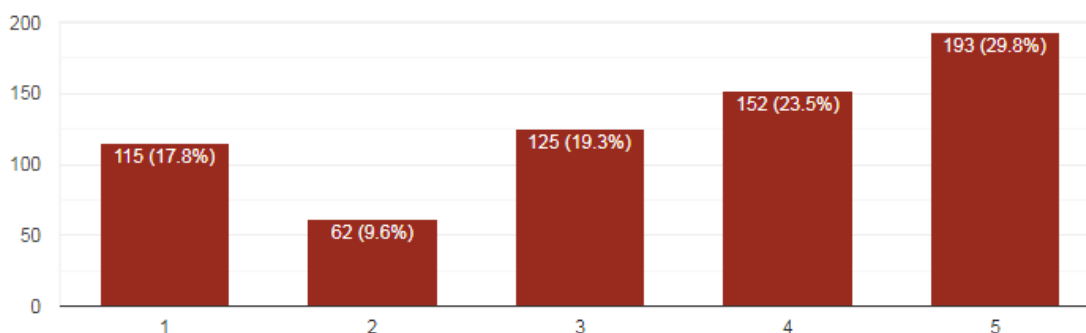


The above graph shows the response of students to the statement “The teacher provides guidance/counseling in academic and non-academic matters in/outside the class”. It is clear that two hundred and fifty students strongly agreed with the statement. While one hundred and forty students agree with the statement. Ninety seven students strongly disagreed with the statement. 17.3 % of respondents have a neutral opinion over it.

The use of modern technology like PowerPoint presentations, handouts are always welcomed by the students. The student response to this is as under

The teacher uses modern teaching aids/gadgets, handouts, suggestion of references, PPT, web-resources (Any other)

647 responses

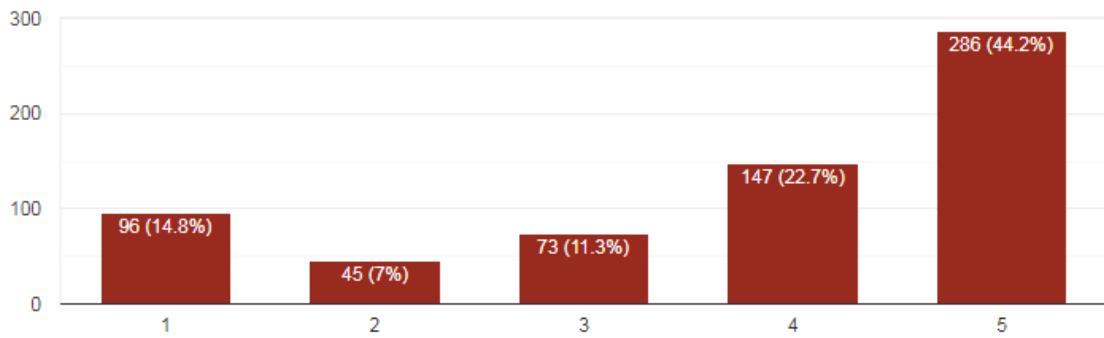


It is clear that one hundred and ninety three students strongly agreed with the statement. While one hundred and fifty two respondents agreed with the statement, one hundred and fifteen respondents strongly disagreed with the statement. 19.3 % of the students have neutral opinion over it.

The attitude of teachers towards students was questioned in the next statement. The response is as under

The teacher's attitude toward the students is friendly and helpful

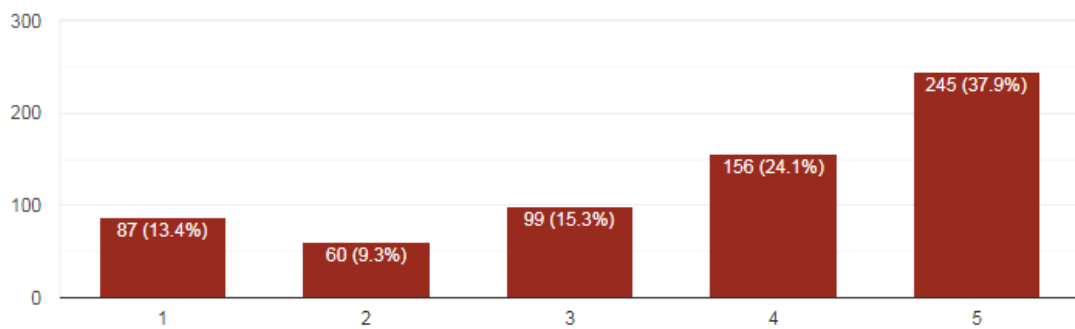
647 responses



44.2 % of students are strongly agree that teachers' attitude towards them is friendly and helpful. Seventy three students have a neutral view on this and Ninety six students strongly disagreed with the statement.

Teacher undertakes Periodical assessments as per schedule

647 responses

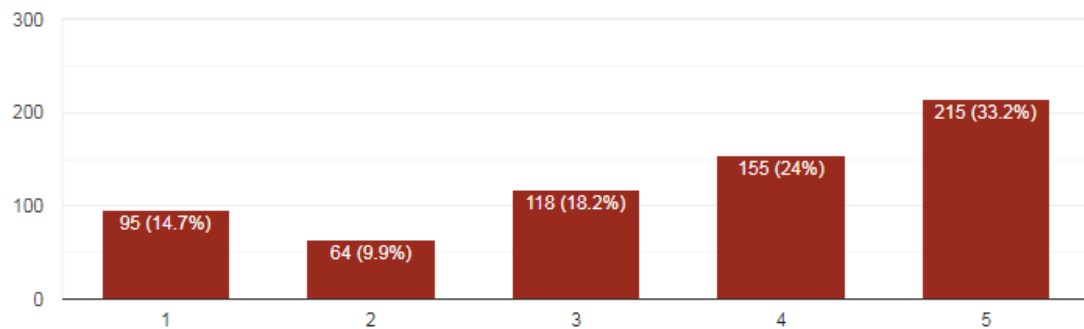


The periodical assessments are taken in the form of class tests, examination, assignments etc. The response shows that 37.9 % of respondents strongly agreed with the statement. 24.1 % of respondents agreed with the statement. 13.4 % of respondents strongly disagreed with the statement. 15.3 % of the students have neutral opinion over it.

The non-traditional methods like quizzes, seminars, assignments, classroom presentations create a great deal of interest among students. Hence, the next statement was about it. The response is as under

The teacher uses non-traditional methods of evaluation like Quiz, Seminars, Assignments, Class room presentation/participation(Any other)

647 responses

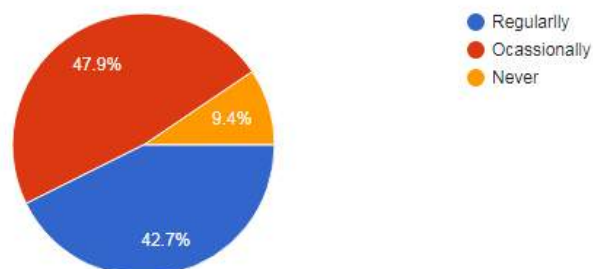


It is clear that two hundred and fifteen respondents are strongly agreed with the statement. While 24 % respondents agree with the statement, ninety five students are strongly disagreed with the statement. 18.2 % of the students have neutral opinion over it.

The library is an integral part of any institute. The frequency of visits to the library is judged in the next statement. It is clear that 42.7 % regularly visit the library. 47.9 % occasionally visit the library. 9.4 % of students reported that they never visit the library.

How often do you visit the Library

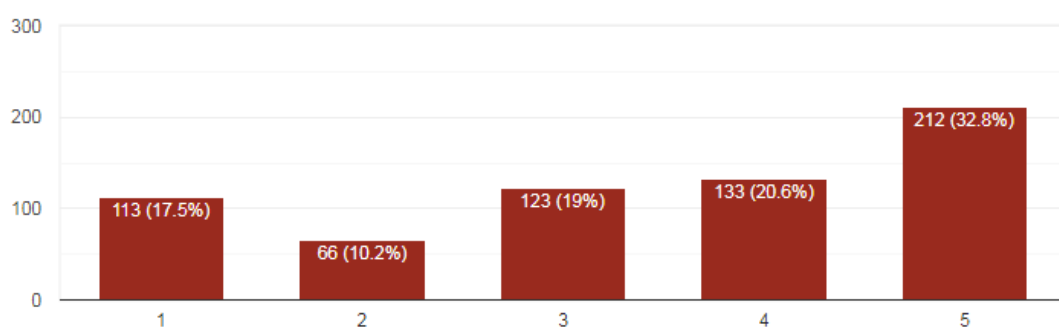
647 responses



The availability of books in the library is judged in the next statement. The response is as under

The required number of books in your Subject are available in the Library

647 responses



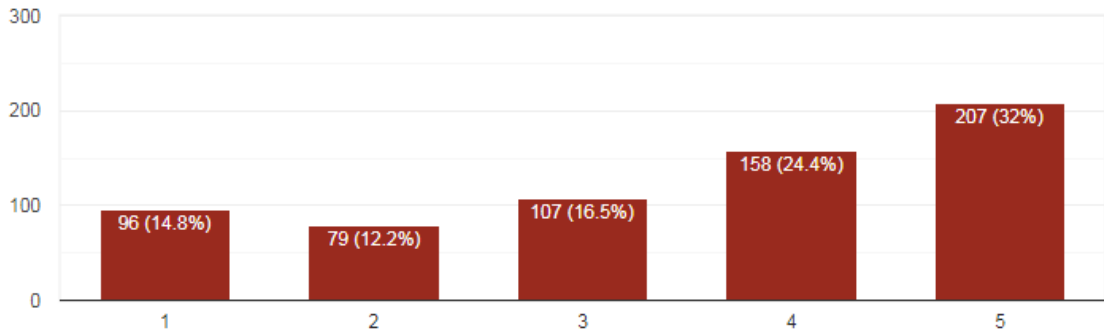
Two hundred and twelve students strongly agreed with the statement. One hundred and thirty three students agreed with the statement, while one hundred and thirteen students strongly disagreed

with the statement. One hundred and twenty three students have neutral opinion over it.

Respondents' opinion on the availability reading space in the library is shown as under

The library has adequate reading space.

647 responses

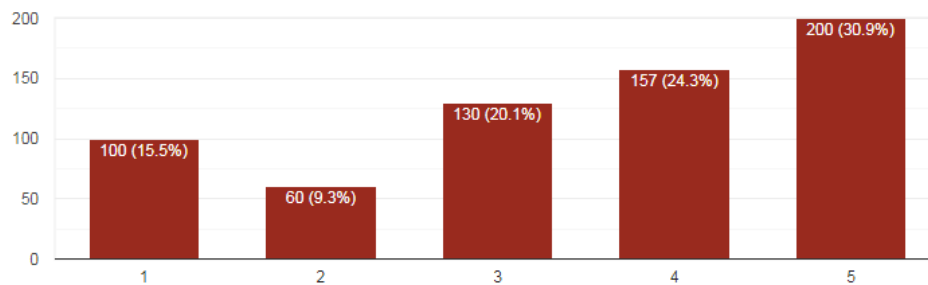


It is clear that two hundred and seven respondents strongly agreed with the statement. After that one hundred and fifty eight students agreed with the statement, while ninety six respondents strongly disagree with the statement. One hundred and seven students have neutral opinion over it.

The cooperation offered by the library staff is judged in the next statement.

Libraray staff is coperative and helpful

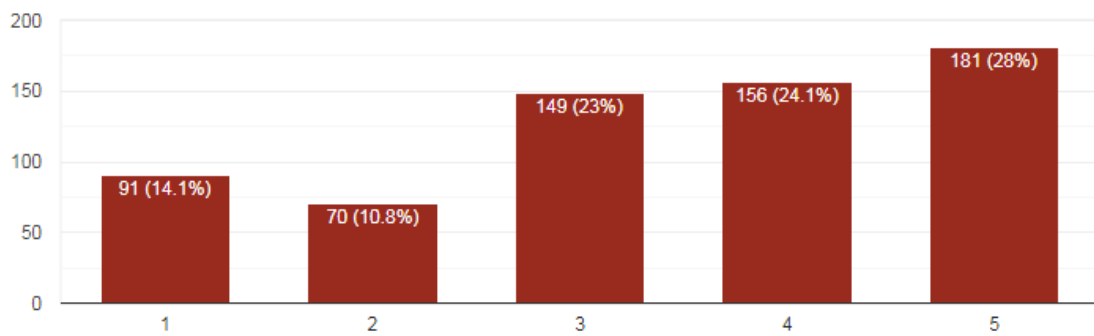
647 responses



The response shows that two hundred students strongly agreed with the statement. One hundred and fifty seven students agree with the statement, while 15.5 % strongly disagreed with the statement. One hundred and thirty students have neutral opinion over it.

Office staff is helpful in administrative matters

647 responses

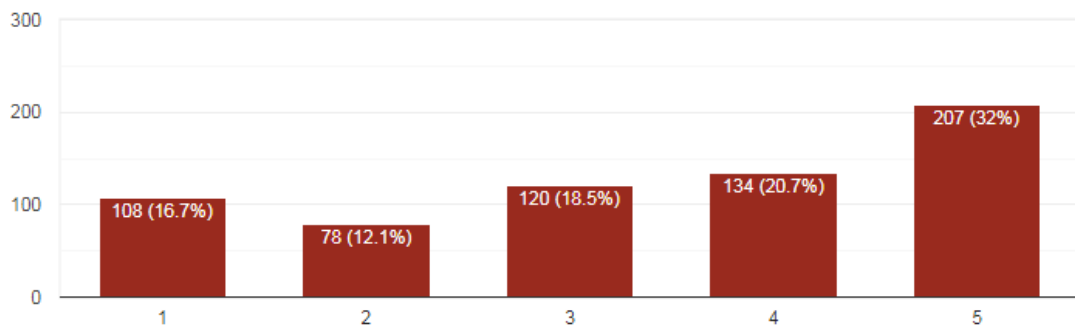


The opinion of respondents on the working of office staff is judged in the next statement. The above graph shows that one hundred and eighty one respondents strongly agreed with the statement. 24.1 % of respondents agree with the statement. While one hundred and forty nine have neutral opinions about it. Ninety one students are strongly disagreed to above statement.

The next statement was “The classrooms are cleaned regularly”. The response shows that 32 % of the students are strongly agree with the statement. While 20.7 % agree with the statement. While 16.7 % of respondents have strongly disagreed with the statement. 18.5 % respondents have neutral opinion over it.

The classromms are cleaned regularly

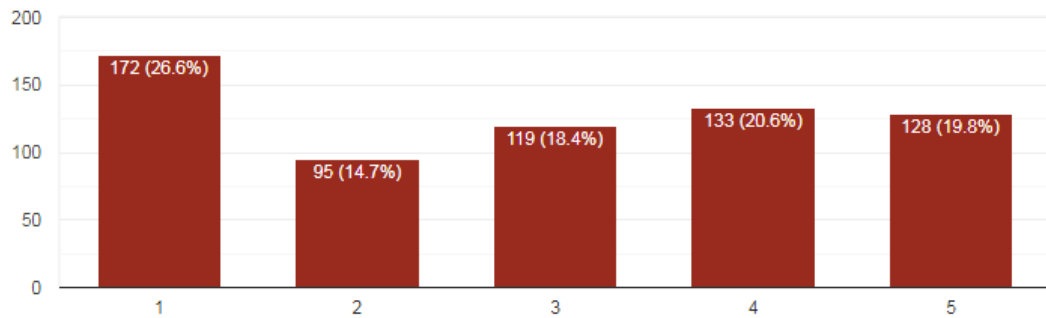
647 responses



In the next statement an opinion on the cleanliness of the toilet was sought. The response is as under

Toilet of college are clean

647 responses

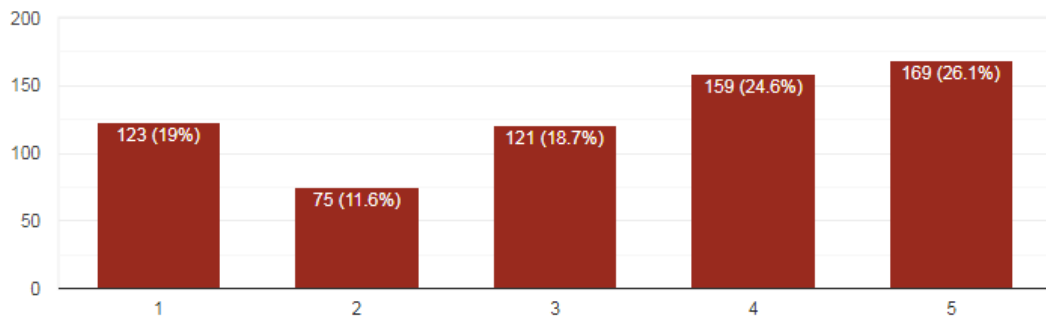


19.8 % of respondents strongly agree with the statement. While one hundred and thirty three agree with the statement. One hundred and seventy two students are strongly disagreed with the statement. 18.4 % of respondents have neutral opinion over it.

The opinion of respondents regarding the availability and quality of drinking water was sought in the next statement. The response is as per below

College provides clean and adequate drinking water

647 responses

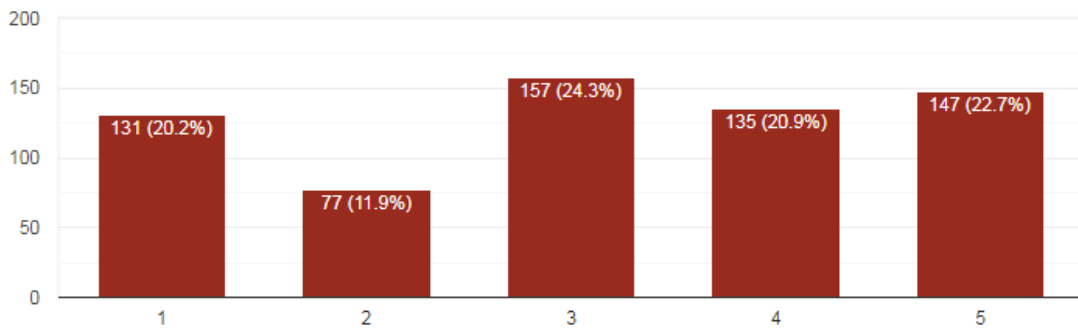


The response is in the affirmative mode. Maximum 26.1 % believe that the availability and quality of water is good. While one hundred and fifty nine students agreed with the statement. 18.7 % of respondents have neutral opinion over it.

The college has its own canteen. The perception of students regarding it was sought in the next statement. The response shows that one hundred and forty seven students have strongly agreed with the statement. One hundred and thirty five students agreed with the statement. One hundred and fifty seven students have neutral opinion over it.

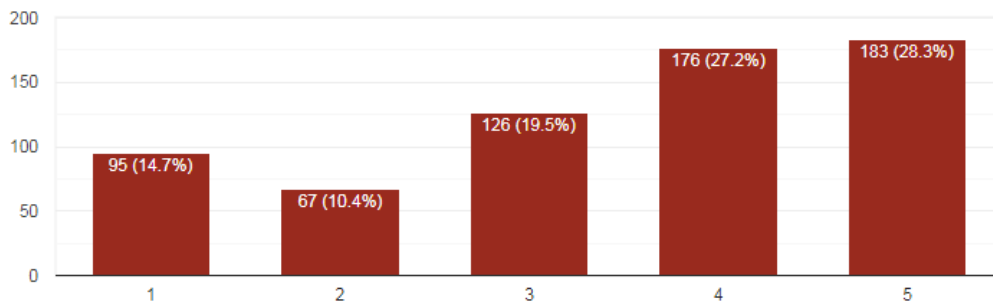
The food served in the canteen is of good quality

647 responses



The college has proper laboratory facilities

647 responses

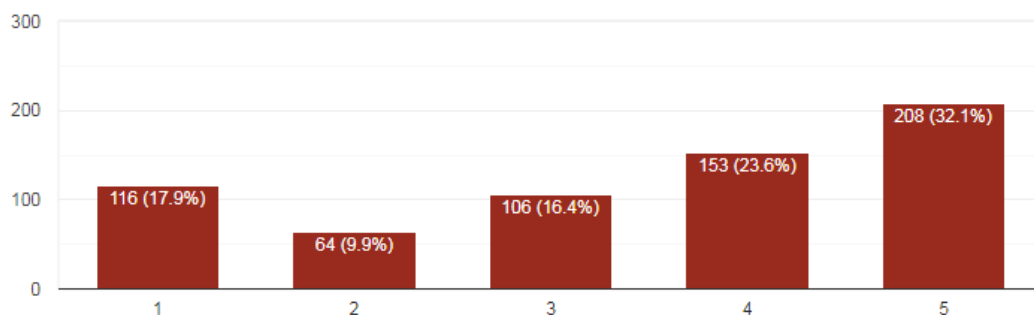


The above graph shows the response of students towards laboratories of the college. It is visible that one hundred and eighty three students strongly agreed with the statement. It is followed by 27.2% responses who agreed with this statement, while ninety five students strongly disagreed with the statement.

The NSS and NCC units of the college work for the overall development of students. The opinion of students is analyzed in the next statement. The graph shown below shows the response received therewith

You are satisfied with the working of NSS and NCC unit

647 responses



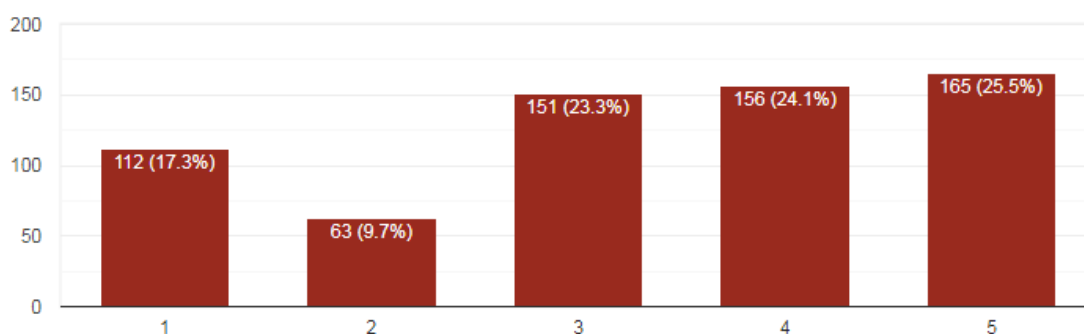
The 32.1 % students strongly agree with the statement that they are satisfied with the working of

NSS and NCC units. One hundred and fifty three students agree with the statement. One hundred and six students have neutral opinion over it. One hundred and sixteen students strongly disagree with the statement.

The college has its own placement cell. The awareness of it was questioned in the next statement. The response is given below

you aware of the functioning of a placement cell in our College

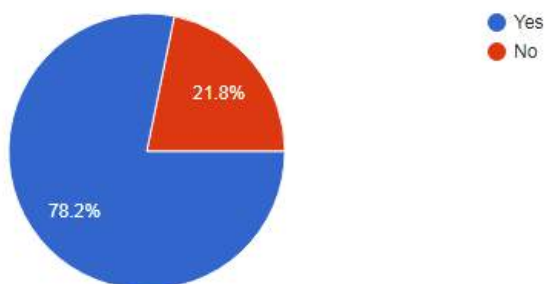
647 responses



The response shows a mixed response. However one hundred and sixty five students out of six hundred and forty seven students are aware of the placement cell. One hundred and fifty six students are agreed with above statement. One hundred and fifty one students are neutral about above opinion. Remaining students are of negative opinion with above statement.

you are aware that the college has complaint box

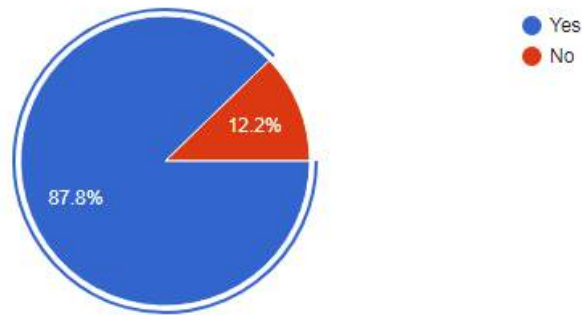
647 responses



The above pie diagram shows the response of students towards the awareness of the complaint box. It is clear that 78.2 % of respondents i.e. five hundred and six students have given affirmative response.

The college has made appropriate provisions to tackle COVID-19

647 responses



The above pie diagram shows the response of students towards appropriate provision to tackle COVID-19. It is clear that 87.8 % of respondents i.e. five hundred and sixty eight students have given affirmative response.

In the last feedback, suggestions to improve college were asked. Some of the prominent suggestions are listed below

- ❖ Keep the college ground clean.
- ❖ Increase the parking facilities.
- ❖ Provide more space in Library.
- ❖ Provide separate class room and laboratory for practical.
- ❖ Focus on creating spaces where students can come together.
- ❖ Increase the cultural activities.
- ❖ Conduction of classes regularly.
- ❖ Teachers cooperation to students.

Also there are few students who wish for improvements in drinking water, canteen and parking areas, and ventilation in classrooms.

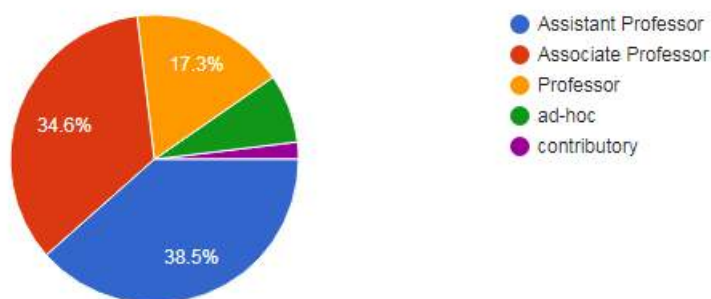
Analysis of Teacher Feedback Form 2023 – 2024

The feedback from the teachers of Seth Kesarimal Porwal College of Arts and Science and Commerce, Kamptee is collected. Fifty-two respondents have responded to the questionnaire. It included professors, associate professors, and assistant professors. Non-grant faculties are also duly considered in the feedback analysis. The questionnaire consists of basic demographic questions, and teachers' opinions regarding various college facilities are also asked. The questionnaire ended with suggestions from teachers.

The first three questions include names, mobile number and email address.

The present position of the teaching staff was included in the first question. The response received there with is as follows.

52 responses

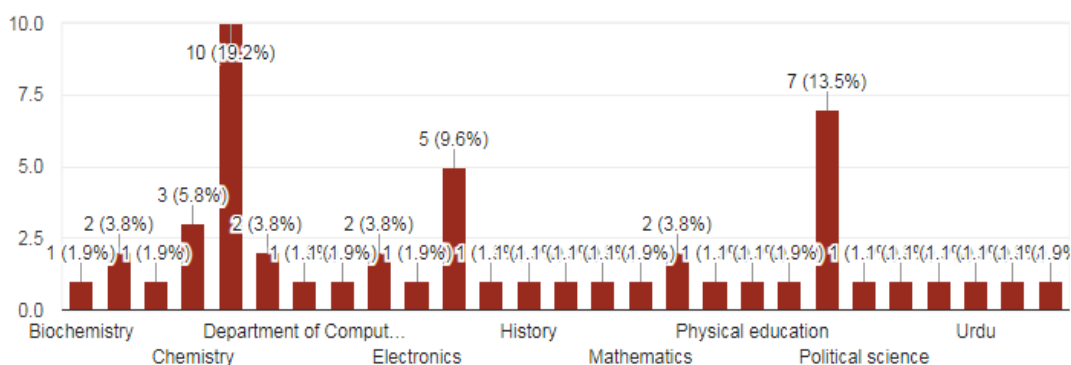


It is clear that more than thirty eight percent (20) of teachers are assistant professors. Nearly thirty five percent (18) are associate professors. Nine teachers from the professor's grade participated in the feedback. While four and one belongs to Adhoc and contributory teachers.

The teachers from all three steam i.e. arts, science, and commerce participated in the feedback. The department-wise enrolment in the feedback is as per below.

Department

52 responses

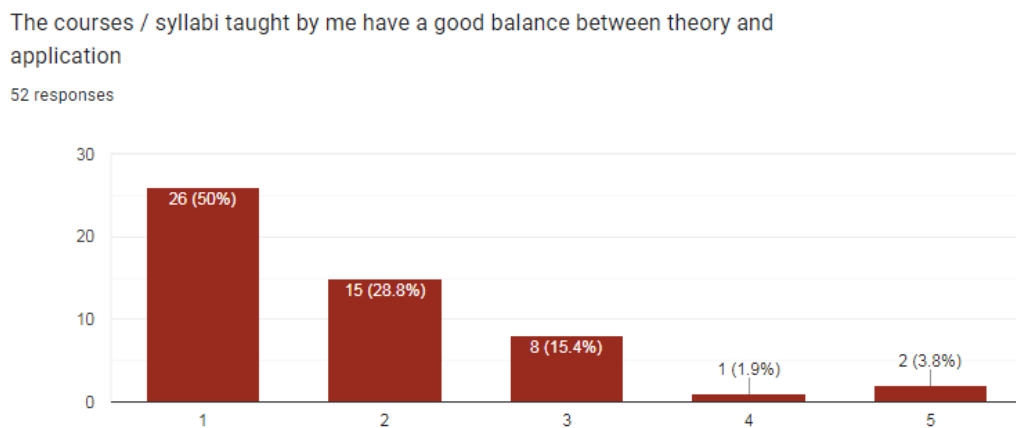


It is visible that a maximum of ten teachers are from the commerce department, followed by the department of physics having seven teachers enrolled. Five teachers are from the English department. Three teachers are from chemistry department. Two teachers are from botany, economics, microbiology and computer science department and one teacher is from remaining all departments.

The next question which put before the respondents is about the number of years of experience. The response received states that the maximum numbers of teachers have experience between ten to thirty years, while one teacher have experience of more than thirty years. Remaining teachers having teaching experience is less than ten years.

In the middle segment of the questionnaire, the opinion of teachers on various statements is asked. The respondents are asked to give a response on a five-point scales ranging from strongly agree to strongly disagree.

The first statement in this segment was “The courses/syllabi taught by me have a good balance between theory and application”. The response received is as under

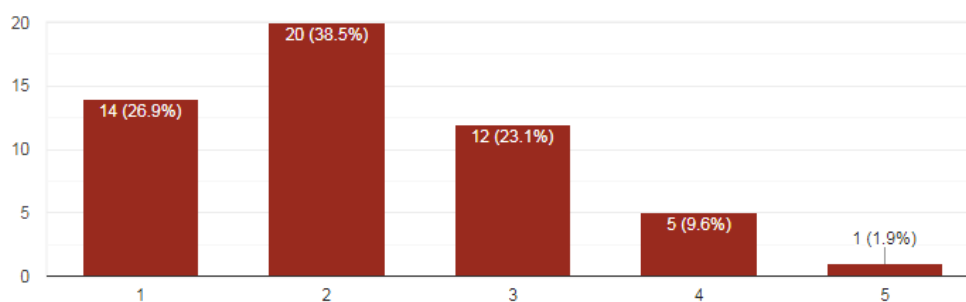


It is seen that twenty-six teachers strongly agreed with the statement. Fifteen teachers are agreed with the statement, while two teachers have an adverse opinion about the statement.

The next statement is about the efficiency of content that teachers taught regarding industry requirements.

Contents of curriculum are as per the industry requirement

52 responses

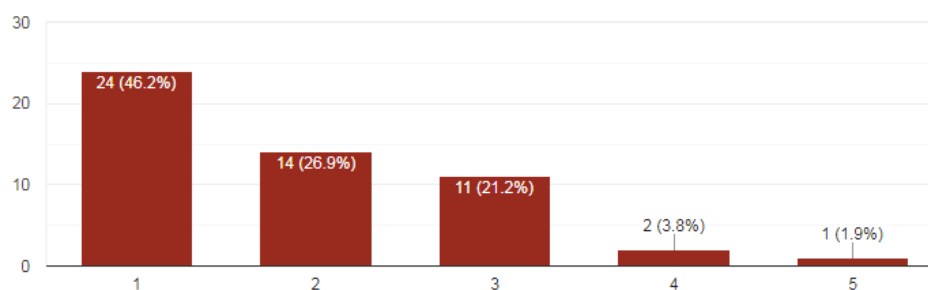


The response received regarding this statement shows that fourteen teachers strongly agreed with the statement. A maximum of twenty teachers are agreed with the statement. Twelve teachers have a neutral opinion over it. While five teachers disagreed with the statement.

The next statement was the objective of the syllabus. The majority of respondents i.e. thirty eight have either strongly agreed or agreed with the statement. Eleven teachers are of neutral opinion about the statement. One teacher strongly disagreed with the statement. The graphical representation is as below

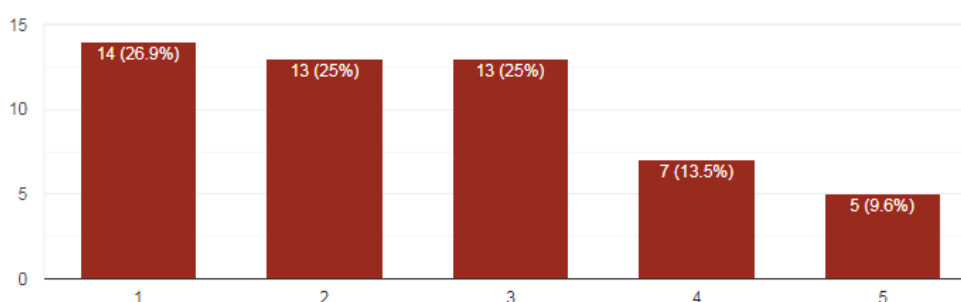
The objectives of the syllabi are well defined

52 responses



ICT facilities available in the college are adequate and satisfactory

52 responses



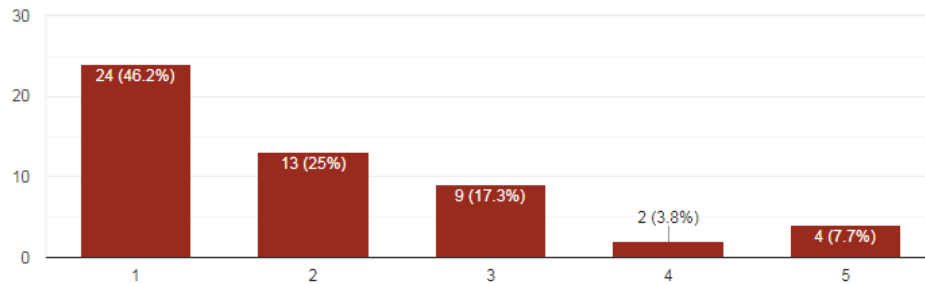
The next statement was about the ICT facilities available in the college. The above graph shows scattered responses. A maximum of fourteen teachers are strongly agreed with the statement. It is followed by thirteen teachers those are agreed with the statement. Thirteen teachers having a

neutral opinion. Twelve teachers disagreed or strongly disagreed with the statement.

The urge to improve skills is the primary goal of any teacher. Hence to judge the support of the college the next statement was “The College provides adequate opportunities and support to faculty members for upgrading their skills and qualifications”.

The college provides adequate opportunities and support to faculty members for upgrading their skills and qualifications

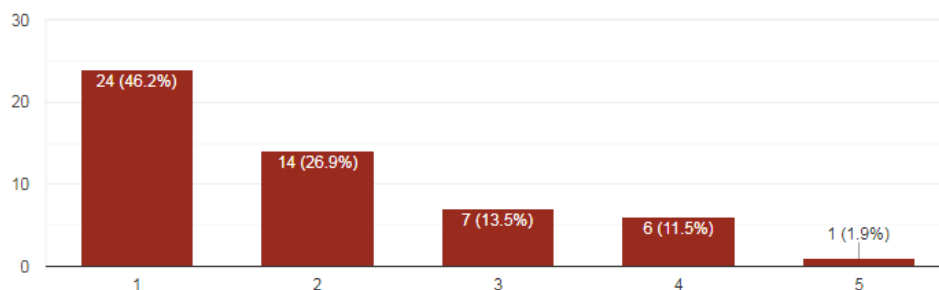
52 responses



It is evident from the above graph that the majority i.e twenty four and thirteen either strongly agree or agree with the statement. Nine teachers are of neutral opinion about the statement. Four teachers have reported strong disagreement with the statement.

The environment in the College is conducive to teaching and research

52 responses

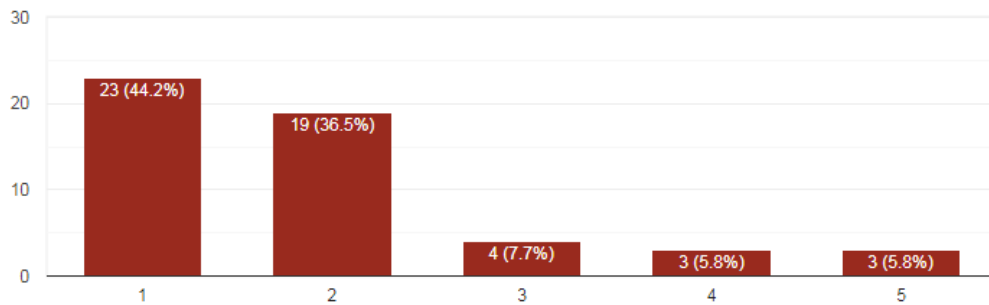


The next statement is about the environment in the college with respect to teaching and research. Here also we can see that a maximum of twenty four teachers are strongly agreed with the statement. While fourteen teachers are agreed with the statement, one teacher is strongly disagreeing with the statement. Six teachers are disagreeing with the statement.

The opinion of teachers regarding prescribed books and journals was sought in the next statement. The response is given in the following graph.

The books/journals etc. prescribed / listed as reference materials are relevant, updated and cover the entire syllabi

52 responses

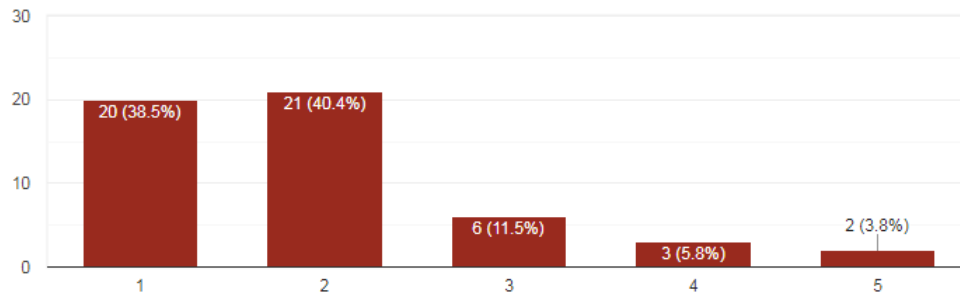


It can be seen that twenty three teachers have put strong agreement and nineteen teachers give agreement with the statement. While four teachers have a neutral opinion of the statement and six teachers has disagreement with the statement.

The library is an important resource for not just students but for teachers also. Hence the next statement was about this vital source.

In library the prescribed books are available in sufficient numbers

52 responses

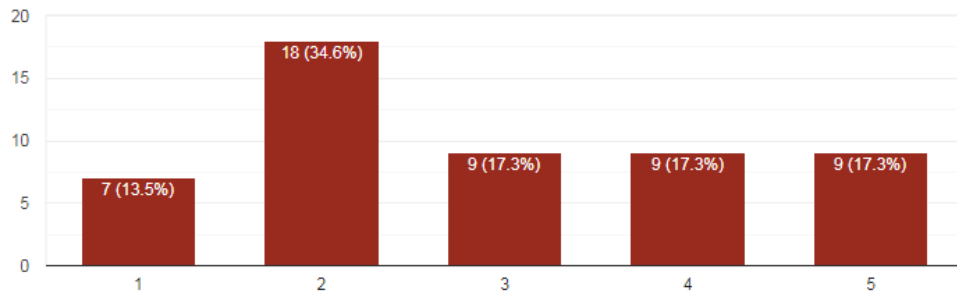


The opinion shows that twenty teachers strongly agree with the statement. Twenty one teachers agree with the statement. Six teachers have a neutral opinion of the statement. Two teachers strongly disagree with this statement; they seem to have the opinion that the book of their subject needs to be increased.

The next statement was about classrooms, toilets, and washrooms. The response received was a diversified one.

Classrooms, toilets/washrooms are clean and well maintained

52 responses

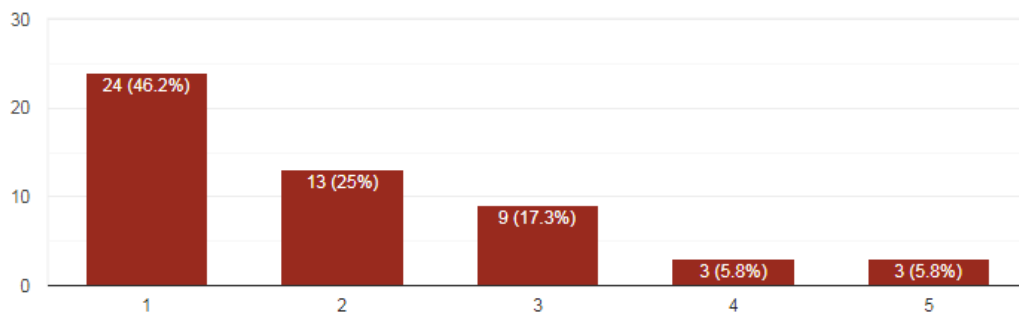


It is clear that seven teachers strongly agreed with the statement. While eighteen teachers are agreed with the statement. Nine teachers have neutral opinion, disagreed and strongly disagreed with the statement.

The freedom of teachers in their field was judged in the next statement. The statement was “I have the freedom to adopt new techniques / strategies of testing and assessment of students”. The response is like this:-

I have the freedom to adopt new techniques / strategies of testing and assessment of students

52 responses

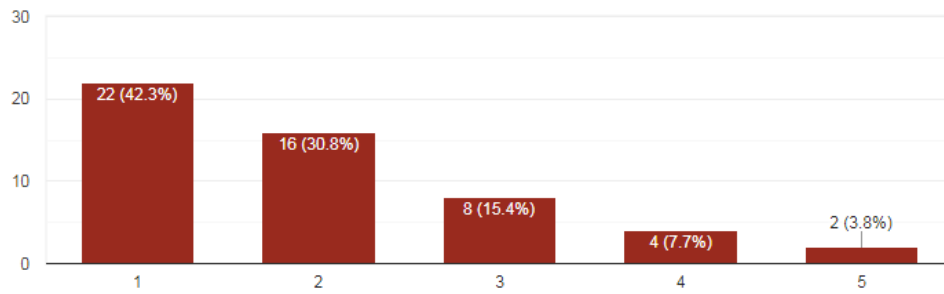


It is seen that twenty four teachers felt they have full freedom. While three teachers disagreed and strongly disagreed with the statement, nine teachers are neutral with the statement.

The opinion of teachers regarding admission and examination is judged in the following statement. The graph given below gives the opinion regarding this

The admission and examination process is satisfactory

52 responses

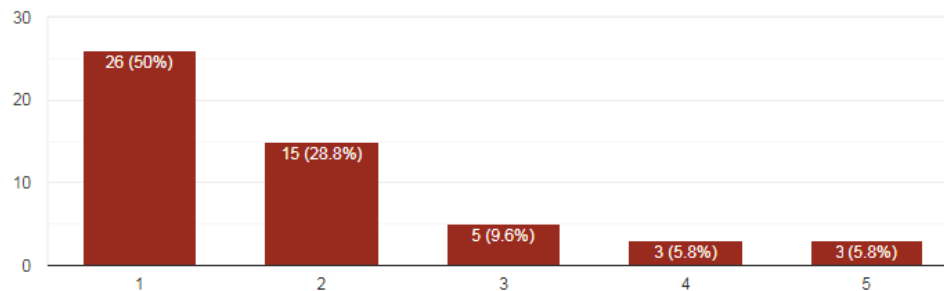


More than seventy three percent of teachers seem to have an affirmative opinion of the statement. Only two teachers reported that they felt that there is a need for improvement.

Research is the backbone of higher education teachers. Novel research published in quality journals needs a lot of dedication and hard work. The reward is an effort to motivate teachers to publish novel work.

The reward and recognition is given for novel research

52 responses



The above graph shows that seventy eight percent of teachers have given a positive response, while three teachers strongly disagree or agreed with the statement.

In the concluding portion of the feedback questionnaire suggestions from esteemed teachers for the overall development of the college were asked. Some of the prominent suggestions in this regard are listed below

- ❖ The daily diary which is provided in the current session should be replaced by old one.
- ❖ Lack of rooms at the time of examination.
- ❖ Modification of Class room and laboratory.
- ❖ College should develop Infrastructure facility of game and sports like boxing practice arena, cleaning of different playground etc.
- ❖ Smoothly conduction of staff placement
- ❖ There should be more facilities for research.

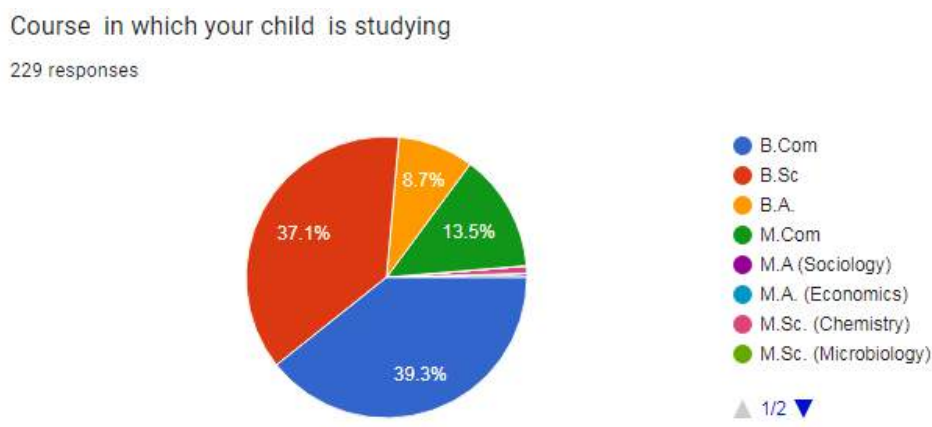
- ❖ The college needs to have new technology and provide a free internet connection to the students.
- ❖ Auditorium of our college is small for hosting various programs.
- ❖ The ICT facilities should be strengthened in college.
- ❖ Funds for the development of the laboratory are not sufficient.

Analysis of Parents Feedback Form 2023 – 2024

The parents are vital stakeholders in any institute. They are the ones who send their wards for a prosperous life. The feedback from the parents is taken. For collecting feedback a Google form is designed and distributed to the parents. For the session 2023-2024, feedback from two hundred and twenty nine parents is received. The detailed analysis is given under

The feedback form is of three segments. The first segment includes the email address, name, address, contact number, and name of the child studying in the college. It was compulsory for respondents to fill in these responses hence all the information was duly received.

The response of parents about “the class in which their child studies” is given in the following pie diagram.



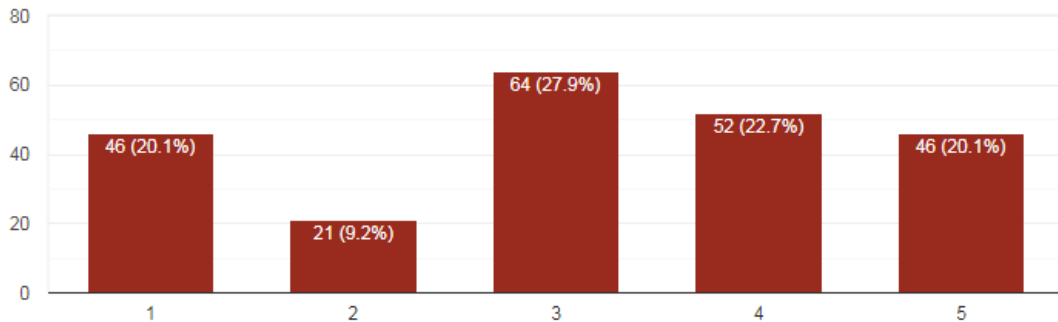
The majority of responses i.e. 39.3 % stated that their ward studies in B.Com, 37.1 % stated that their ward studies in B.Sc, 8.7 % stated that their ward studies in B.A. Remaining responses are from parents of PG students.

In the middle segment various statements were put before the respondents' parents. Their response was collected on a five-point Likert scale ranging from strongly disagree to strongly agree.

The first statement was “The overall environment of the college is encouraging for the all-round development of your child”. The following graph shows the response received

The overall environment of the college is encouraging for the all round development of your child

229 responses

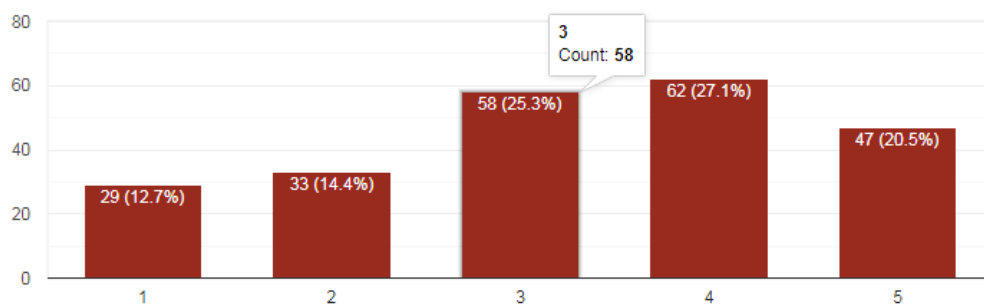


It is pleasant to see that nearly twenty percent of parents strongly agree with the statement, whereas nearly twenty three percent who agree with the statement. Twenty percent of parents reported that they strongly disagree with the statement. While twenty eight percent of parents are neutral about this.

The college authorities are making the utmost effort to undertake a fair and transparent admission process. For this purpose, special software was also purchased. In order to see the opinion of parents regarding the admission process a statement was framed, the response received is described with the help of the following graph

The admission process undertaken by the college is fair and transparent

229 responses

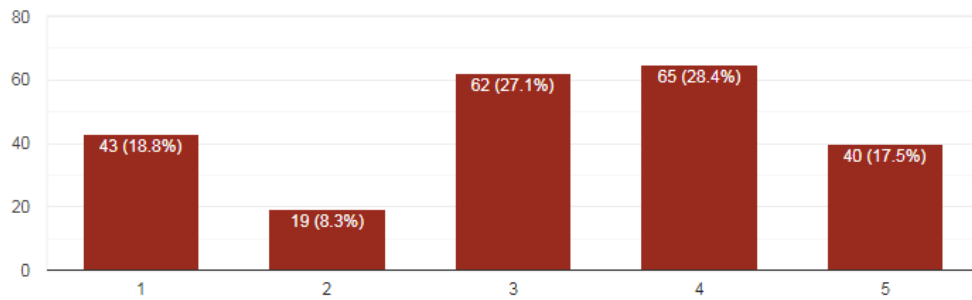


Forty seven respondents strongly agreed with the statement. Sixty two parents agreed with the statement, while fifty eight parents have a neutral view. Twenty nine parents strongly disagreed with the statement.

The perception of parents regarding academic discipline in the college was sought in the next statement. The response received is shown in the following graph

The college has good academic discipline

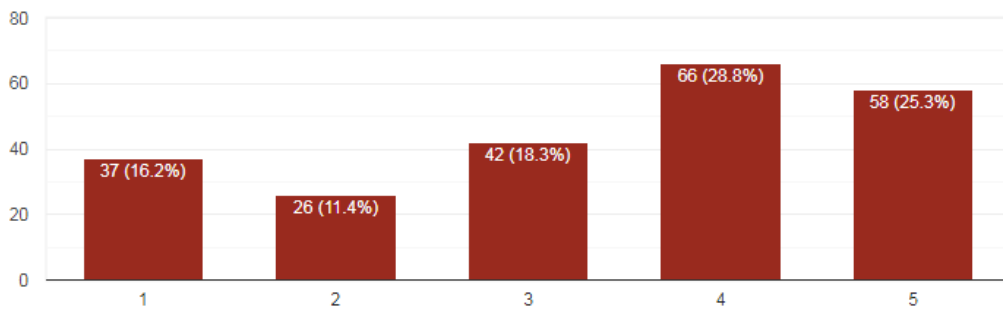
229 responses



Forty respondents' parents strongly agreed with the statement. Sixty five parents agree with the statement. At the same time, forty three respondents' parents seem to have strong negative perceptions regarding academic discipline.

The examination system of the college is fair

229 responses

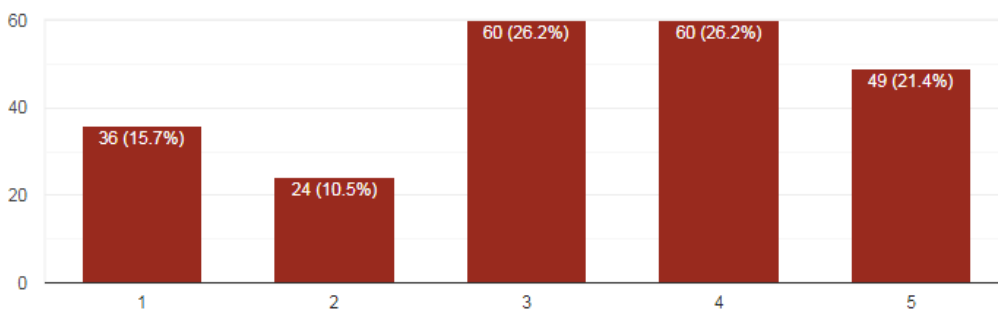


The examination is conducted by the college on behalf of the university. The college authorities are making valiant efforts to improve the examination system. Fifty eight respondents strongly agree with the statement. Nearly twenty-nine percent of respondents agree with the statement.

The opinion of parents regarding the infrastructure available in college was sought in the next statement. The following graph denotes the response received in this manner.

The college has good infrastructure facilities

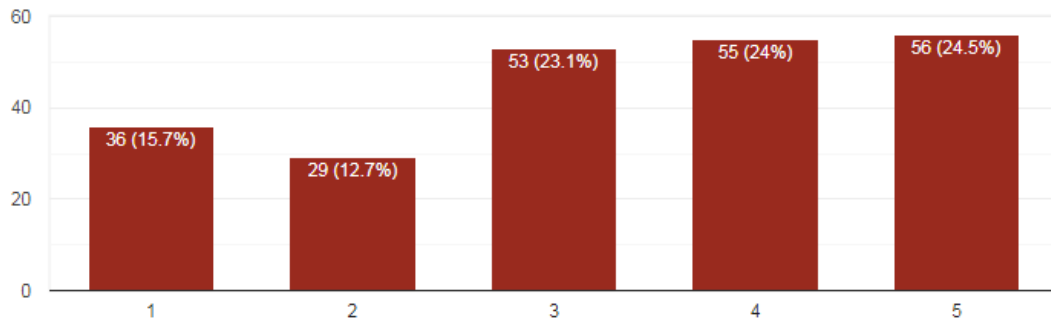
229 responses



Forty nine respondents strongly agree with the statement. Sixty respondents agree with the statement and also of neutral opinion about it.

The college has good learning resources like library, internet and computers

229 responses

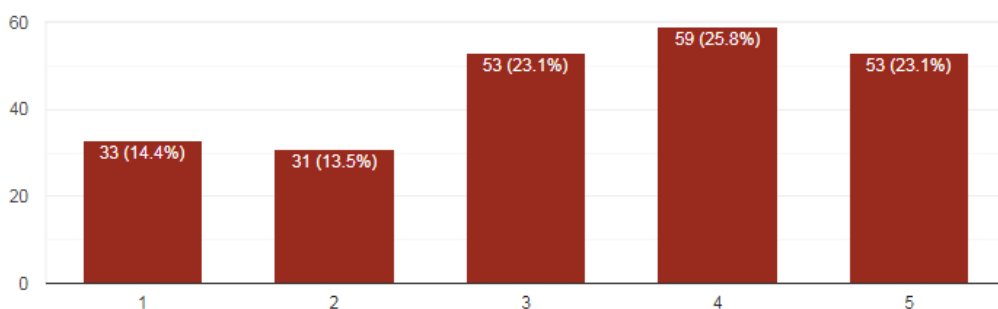


It seems to be that fifty six respondents strongly agree that the college has an adequate library, internet, and computer facility. Fifty five respondents agree with the statement. Thirty six respondent parents strongly disagree with the statement.

The opinion of parents regarding the work culture was sought in the following statement. The opinion of parents seems to be a positive one. Fifty three respondents strongly agree that the college has good work culture. Fifty nine agree with the given statement. While nearly sixty four parents are of negative opinion.

The work culture in the college is healthy

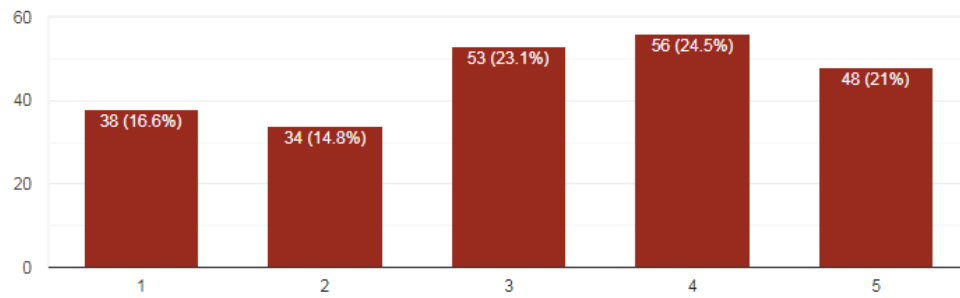
229 responses



The college has a separate and efficient canteen facility. The views of parents regarding cleanliness and quality of the product offered were asked in the next statement.

Canteen facility in the college is clean and of good quality

229 responses

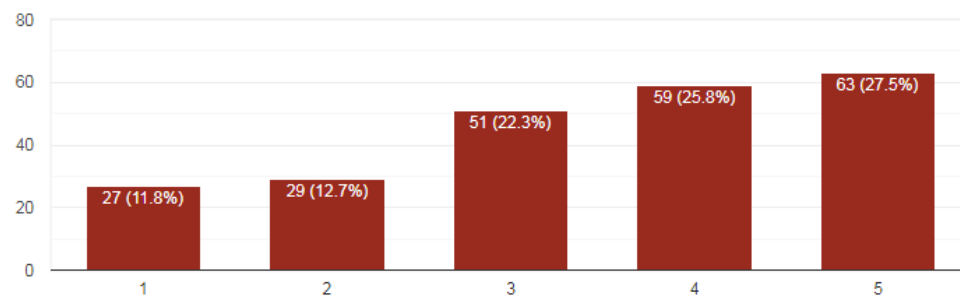


Out of two hundred and twenty nine respondents, forty eight respondents strongly agreed that the canteen is clean and offers quality products. Fifty six respondents agree with the statement. Fifty three responses showed a neutral view. While seventeen percent have an extremely adverse effect.

The Seth Kesarimal Porwal College is well known for its sports achievements. The next statement was about this. The views of parents about sports and recreation can be studied in the following graph

The college has proper sports and recreation facilities

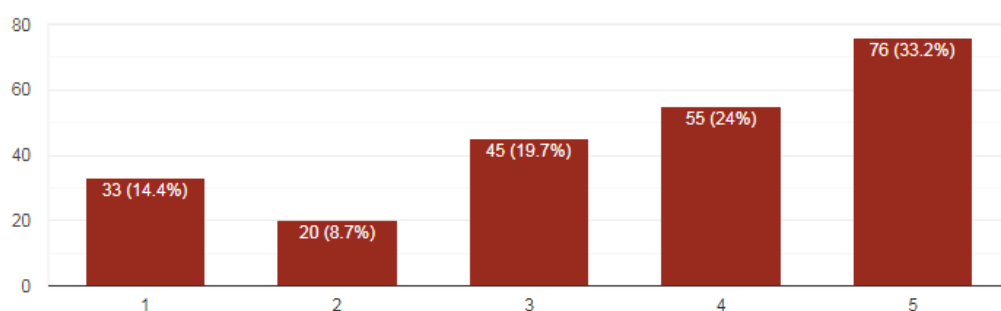
229 responses



It is clear that a maximum of sixty three respondent parents strongly feel that the college has proper sports and recreation facilities. Fifty nine respondents agree with the statement. While twenty seven respondents feel that these facilities are not adequate.

NSS & NCC units of the college are working efficiently

229 responses

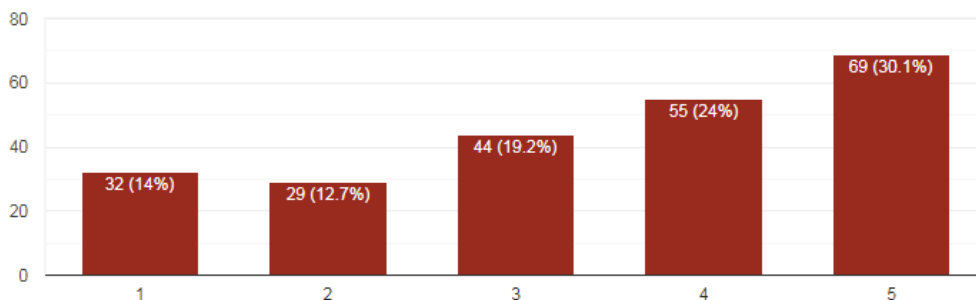


The NSS and NCC units are ancillary units that promote the overall development of the students. Seventy six parents strongly feel that these units are working efficiently. Fifty five parents agreed with the statement. Thirty three parents strongly disagree with the statement.

The college has made efforts for the security of students. It includes CCTV cameras, security guards, etc. The views of parents are denoted below

The security arrangements of the college are efficient

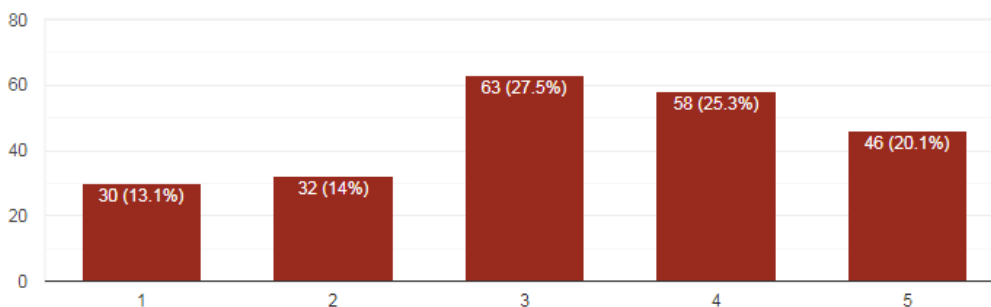
229 responses



According to the data collected maximum sixty nine parents strongly agree with the statement. Fifty five parents agree with the statement. Thirty two parents have a strong negative opinion.

The college has proper counselling facility

229 responses

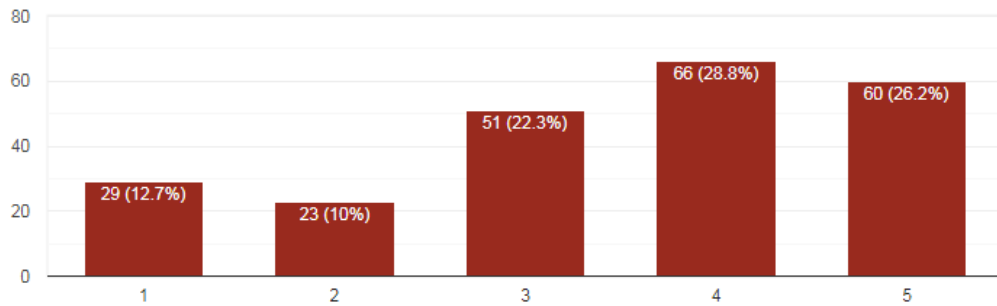


The above graph shows the opinion of parents regarding the counseling facility offered by the college. Forty six parents have endorsed strong affirmation towards the counseling facility. Fifty eight respondent parents are agreed with the statement. Maximum sixty three parents are of neutral opinion. While few i.e. thirty parents have put strong disagreement towards the statement.

In the winter season, the college arranges extracurricular activities for the students. The college has a proper committee that works for this. The opinion of parents on whether college authorities encourage students to participate in these extracurricular activities is judged in this statement.

College authorities encourage students to participate in Co-curricular activities

229 responses

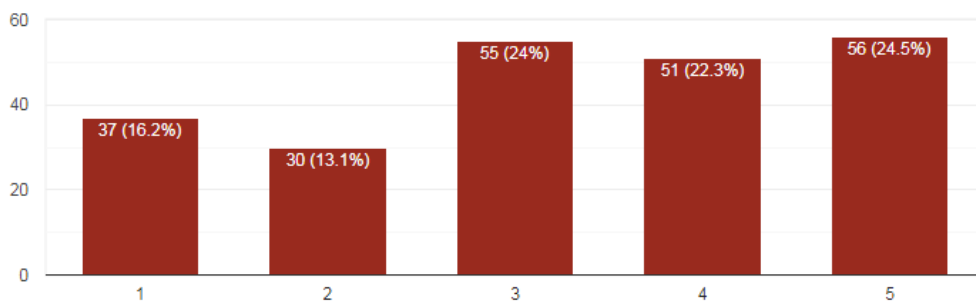


Sixty parents strongly felt that there is enough encouragement. Sixty six parents are agreed with the statement, while fifty one respondents' parents have a neutral opinion.

The placement of students is an area of keen interest. The parents' opinion regarding this was checked in the next statement

College undertakes placement activities

229 responses



Fifty six responses from parents strongly agree with the statement. Fifty one respondents agree with the statement. Fifty five have neither positive nor negative opinions over it.

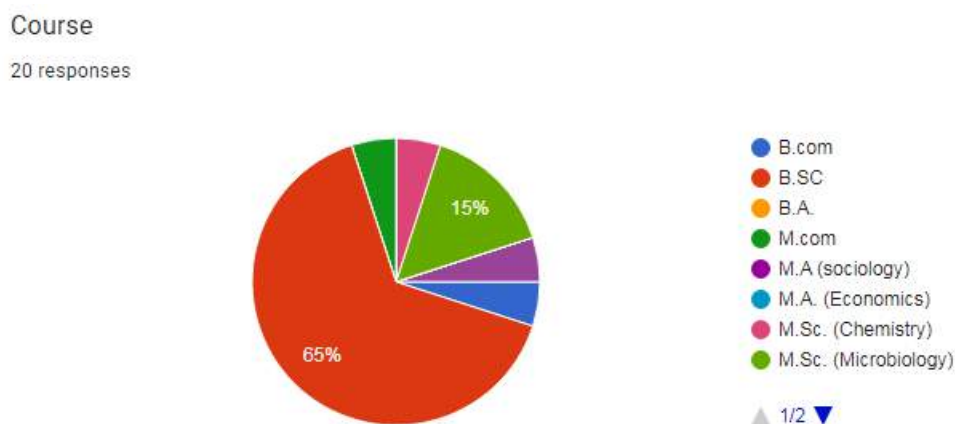
In the last segment, the suggestions were asked from the parent, the major suggestions are listed below

- ❖ Proper parking facilities for students should be provided.
- ❖ Canteen facilities should be updated.
- ❖ Washroom should be cleaned.
- ❖ Ground and sports facilities should be developed.
- ❖ Placement activities need to be taken.
- ❖ Preparation of competitive examinations should be done.

Analysis of Alumni Feedback Form 2023 – 2024

Seth Kesarimal Porwal College has a glorious past of fifty-eight years. Our alumni are the token of our success. The college has registered alumni. These alumni arranged various activities in our institute. Hence it was felt to take feedback from our alumni. The feedback of alumni for the session 2023-2024 includes the response from twenty respondents. The feedback is of three parts. In the first part, demographic information about the alumni is collected. In the middle portion, alumni are asked to put their views on various statements ranging from strongly disagree to strongly agree. The feedback ends with suggestions from respondents. The detailed analysis of alumni feedback is given below

In the beginning, the name and years of the passing of the respondents were asked. The next thing includes the class in which they were enrolled in the response is as below



Sixty five percent of respondents belong to B. Sc. while others include arts, commerce, and various post-graduate courses.

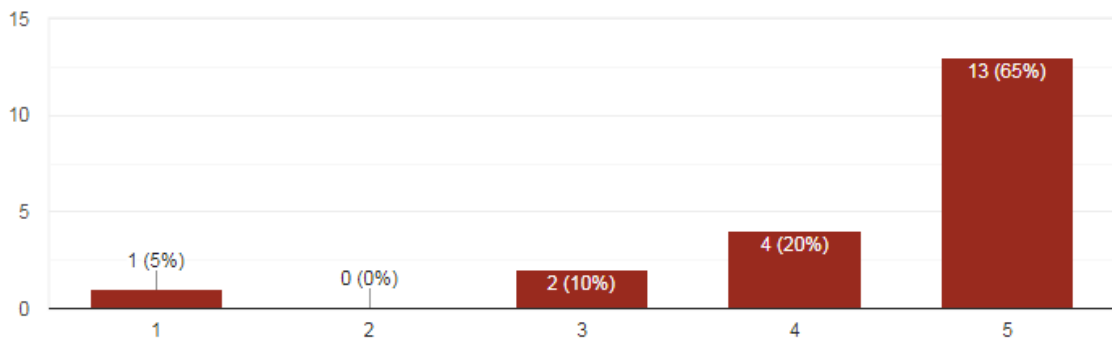
After this email address of respondents was asked. The present working organization was asked in the following portion. Most of the responses are working in nearby areas mostly in Nagpur. Many respondents stated that they are not working anywhere. In response to the designation, it was seen that those who were working are from the teaching fraternity.

After initial information, some statements were given to the alumni. They were asked to give their opinion.

The first statement was “Do you feel proud to be associated with Porwal college as an Alumni”. The response states that sixty five percent of responses strongly agree with the statement. T w e n t y percent of students agreed with the statement and ten percent of alumni has neutral opinion about it. The following graph shows the response

Do you feel proud to be associated with Porwal college as an Alumni?

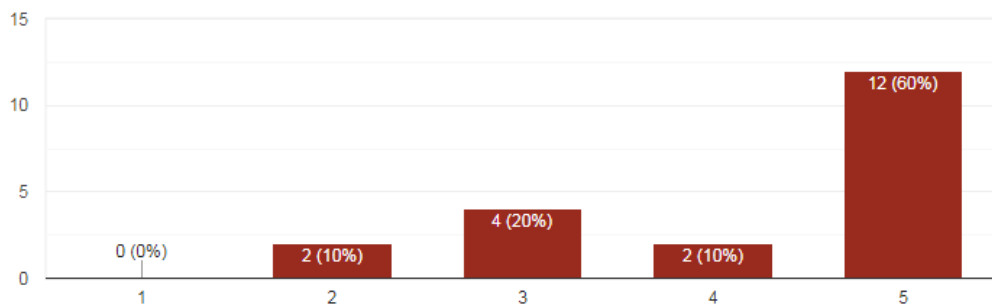
20 responses



All-round development is possible through extra-curricular activities, guest lectures, seminars, conferences, etc. The alumni's views on this are studied in the next statement

College had undertaken the various activities for the all round development of students

20 responses

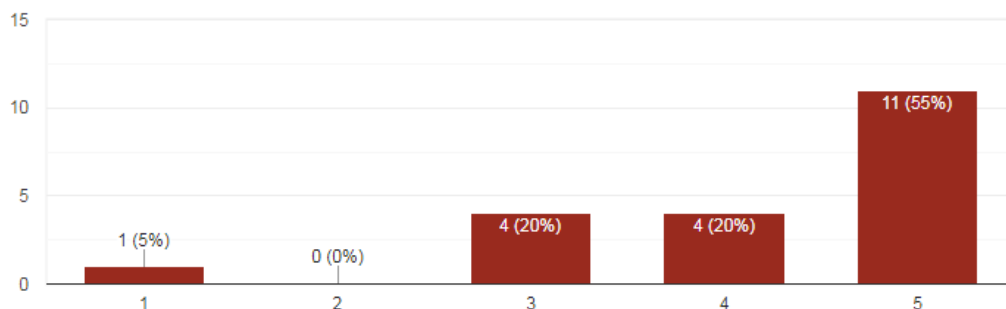


It is felt that a maximum of sixty percent alumni strongly agree with the statement. While ten percent alumni agrees with the statement. No one alumnus has reported that he is strongly disagree with the statement.

The willingness of alumni to contribute towards the development of the college was analyzed in the next statement. It was pleasing to see that maximum of seventy five percent alumni either strongly agree or agree with the statement. The graphical representation is given below

You are willing to contribute for the development of college

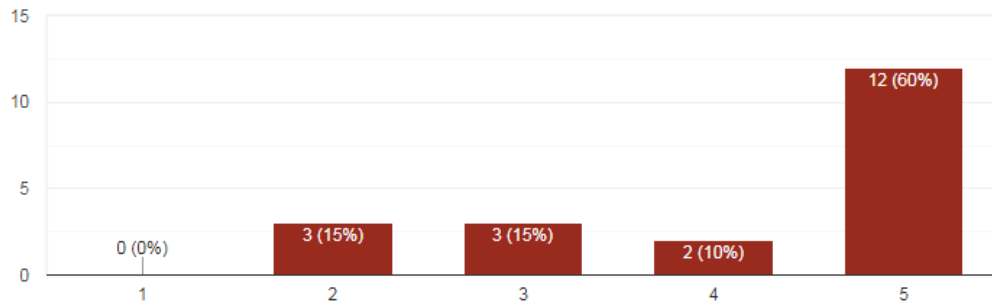
20 responses



The mechanism of grievance handling machinery is scrutinized in the next statement. It is seen that seventy percent respondents' alumni either strongly agree or agree with the statement. The response is given in the following graph.

As a student, your grievances were properly handled.

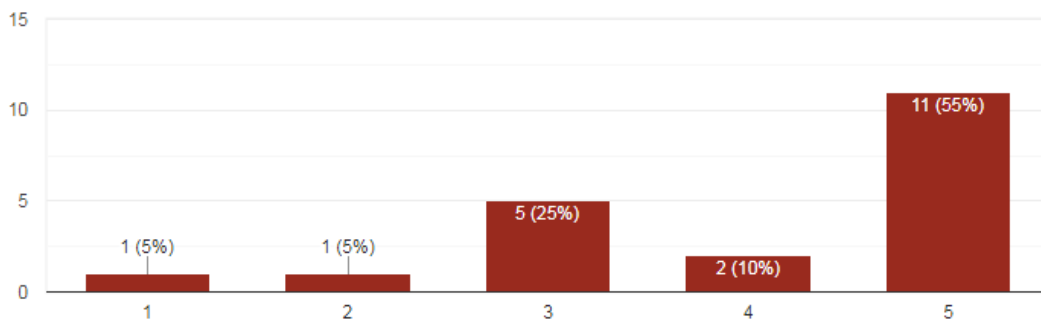
20 responses



The college has regular purchases of laboratories and equipment. It is known for its pivotal education to students from rural and poor economic backgrounds. The response is shown in the following graph

While studying in the college you were satisfied with the laboratories and equipments

20 responses

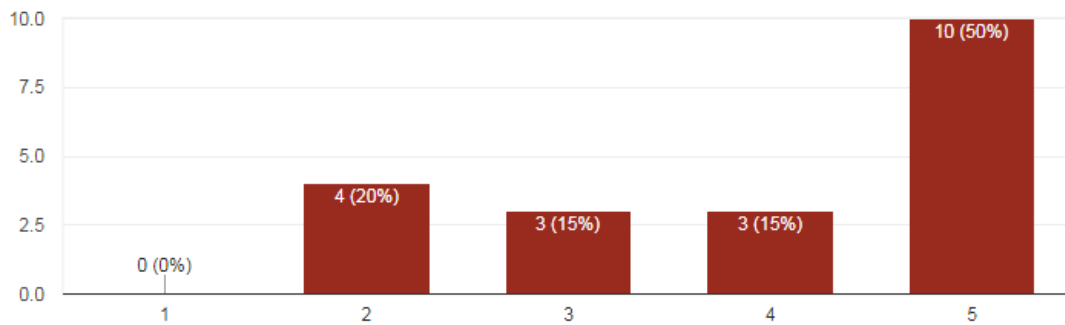


It is clear that sixty five percent alumni strongly agree or agree with the statement. One alumni have stated that he strongly disagree with the statement, while five alumni have a neutral view on this.

The library is the soul of any educational institute. The alumni's thinking on library facilities was sought in the next statement.

While studying in the college you were satisfied with the library facilities

20 responses

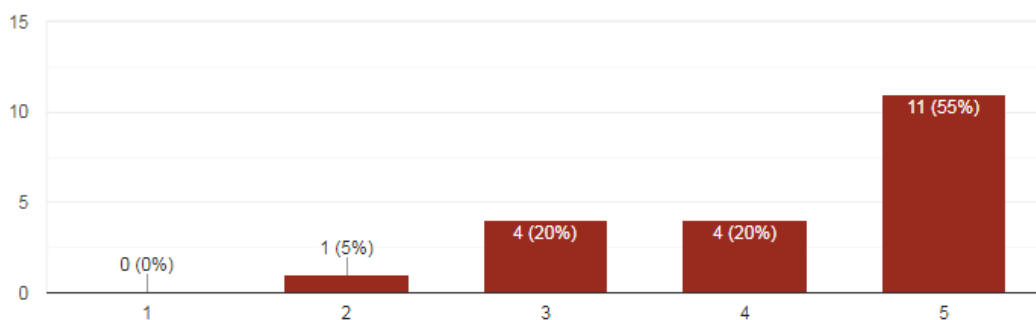


It is seen that a maximum of fifty percent respondents strongly agree with the statement. While fifteen percent agrees with the statement. No one alumnus has reported negative feedback towards the library facility.

The Porwal College is well known for its sports and recreation facilities. The perception of alumni towards it is seen in the next statement.

While studying in the college you were satisfied with the sports and recreation facilities

20 responses

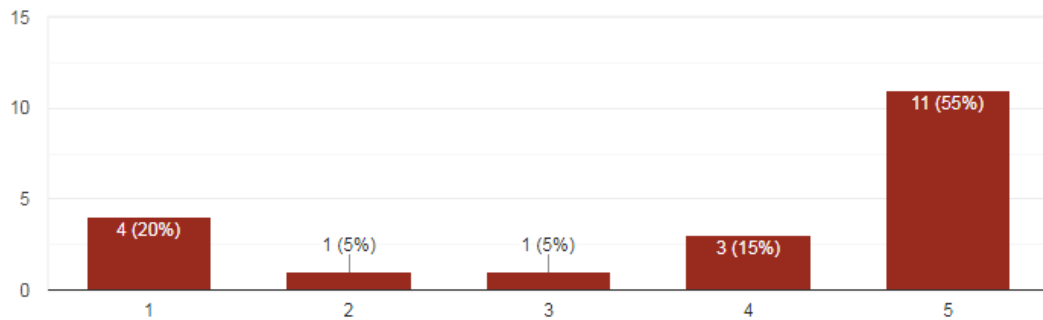


It is seen that a maximum of fifty five percent responses reported a strongly agree response. Twenty percent alumni's has agreed with the statement. No one alumnus has stated strong disagreement.

Our institute is a pioneer in imparting computer-related courses at UG and PG levels. It has also various computer-related facilities. The perception of alumni in this regard is described in the following graph.

While studying in the college you were satisfied with the computer facilities

20 responses

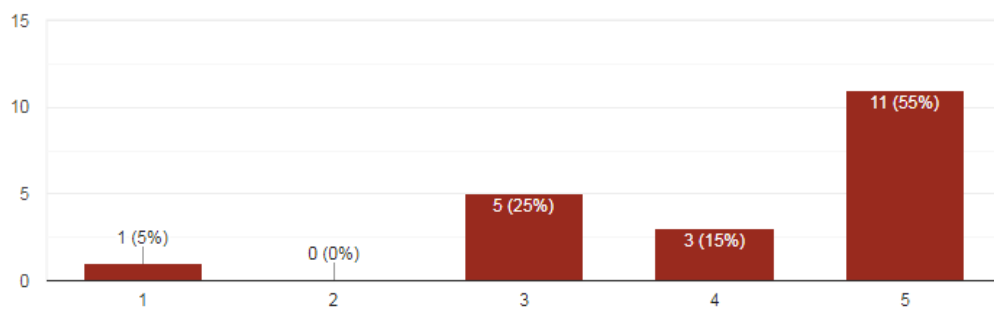


It is clear that the majority of fifty five percent alumni have a strong agreement with the statement. Fifteen percent alumni agreed with the statement. Twenty percent alumina have strong disagreements over the statement regarding statement computer facilities.

The alumni's views on technical and theoretical knowledge given to them are studied in “While studying in the college you have obtained sufficient technical and theory knowledge”. The response is as under

While studying in the college you have obtained sufficient technical and theory knowledge

20 responses

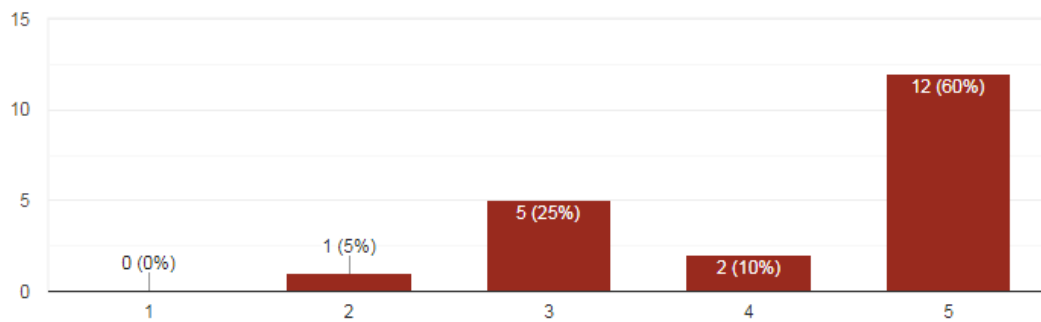


A maximum of fifty five percent alumni have given strong agreement with the statement. Fifteen percent alumni agreed with the statement. While five have a neutral view on this.

The alumni's views on the cooperation received by them from teaching and supporting staff were analyzed in the next statement.

As an alumni you were satisfied with the cooperation of teachers and support staff

20 responses

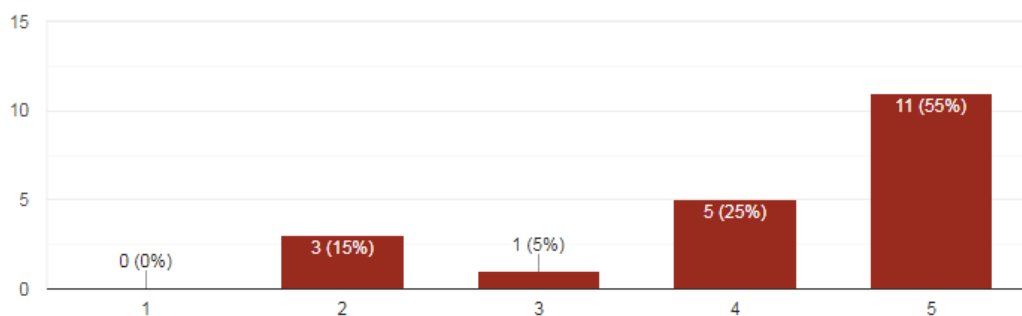


A maximum of seventy percent alumni strongly agreed or agreed with the statement. While one respondent alumni is of negative opinion about the statement and five respondent alumni are of neutral opinion about the statement

The relevance of education to the current job was judged in the statement “Education imparted in the college is useful and relevant to your present job”. The response is given in the next graph

Education imparted in the college is useful and relevant to your present job

20 responses

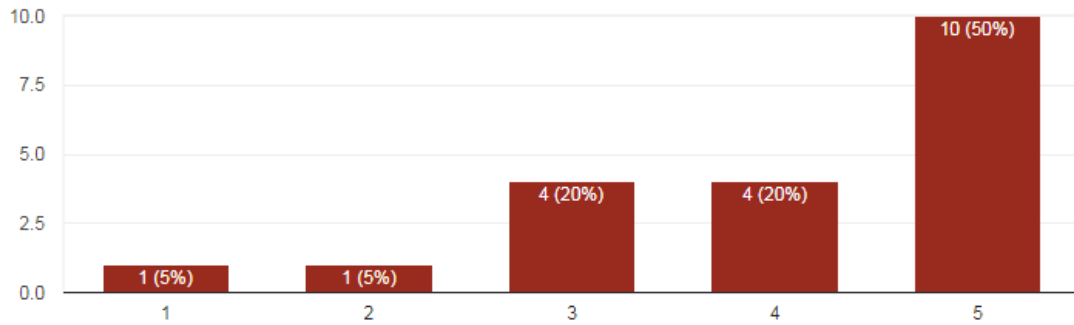


It is seen that fifty five percent alumni strongly agreed with the statement. Five has agreed with the statement, while one alumnus has neutral views on this.

After seeking views on the various facilities present at the time when alumni were studying; the views of alumni on the progress made by the college in these facilities are studied in the next few statements. The first statement in this regard is “At present, there is an improvement in laboratories and equipment”. The response received on it is given below

At present, there is an improvement in laboratories and equipments

20 responses

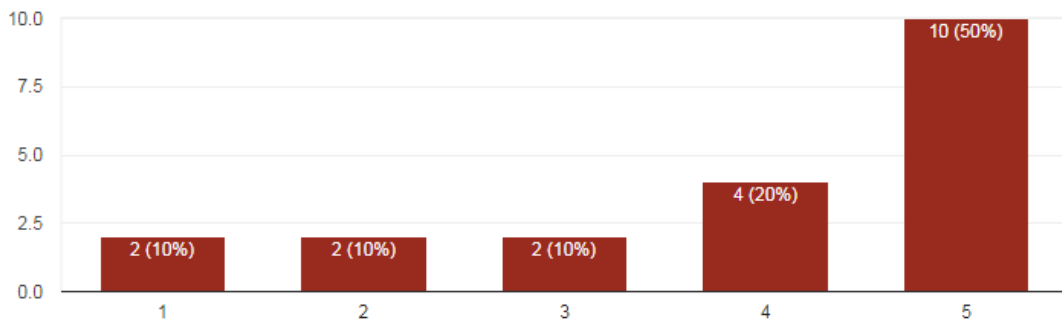


It is seen that seventy percent responses strongly agree with the statement. Twenty percent responses agreed to the statement. While four have neutral views on this.

The next statement was “At present, there is an improvement in library facilities”. The response is given below

At present, there is an improvement in library facilities

20 responses

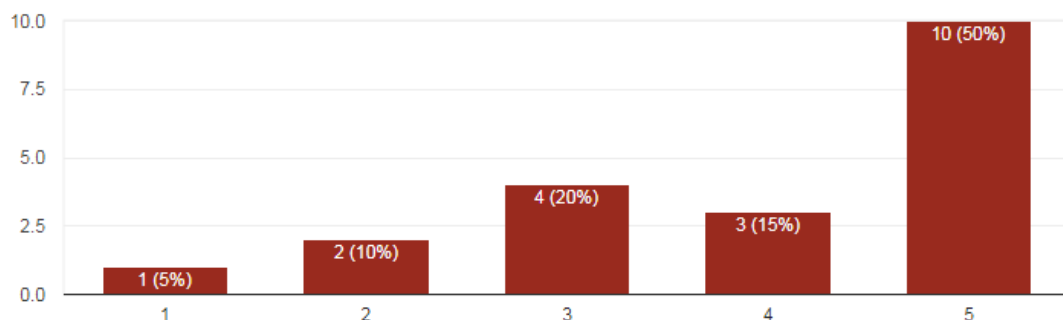


A maximum of fifty percent have stated that they strongly agreed with the statement. Twenty percent has agreed with the statement. Two alumna’s are strongly disagreed with the statement.

The alumni's views on improvement in sports and recreation were analyzed in the next statement. It is seen that a maximum of fifty percent have strongly agreed with the statement. Fifteen percent have agreed with the statement. One alumina strongly disagreed with the statement.

At present, there is an improvement in the sports and recreation facilities

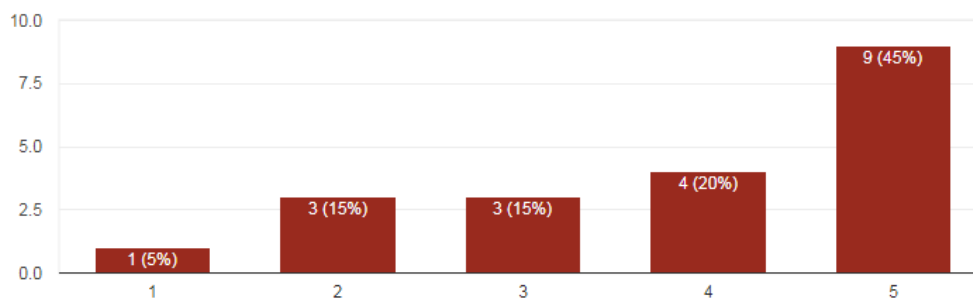
20 responses



The respondent's view on the improvement done by the college in computer facilities is seen in the next statement. The graph reflecting the response is given below

At present, there is an improvement in the computer facilities

20 responses



Forty five percent strongly agreed with the statement. Twenty percent aluminizes are agreed with the statement. Three responses have stated a neutral view on this. One responses stated that they strongly disagree with the statement.

After this, the alumni were requested to mention their special achievements. The special achievement mentioned by alumni were

Captain of University football team

Got best volunteer award from NSS.

Got distinction in Accounting subjects and medals in extra curricular Activities.

In the next line, alumni were requested to write as to how they can help the college, the alumni stated that they will help current students in preparing for examinations, can give guest lectures, etc.

The Google form designed for collecting feedback from alumni ended with suggestions taken from alumni. The valuable suggestions received from alumni are listed below

- ❖ College must organised program for the awareness of future scope after graduation.
- ❖ College have to organise campus selection for students.
- ❖ College Laboratory facilities needs to be improved.
- ❖ College should provide health facilities i.e. Gym.
- ❖ College must provide Wi-Fi facilities to students.
- ❖ Campus placement for students according to their streams